


NOME: \_\_\_\_\_




TURMA: \_\_\_\_\_ DATA: \_\_\_\_/\_\_\_\_/\_\_\_\_



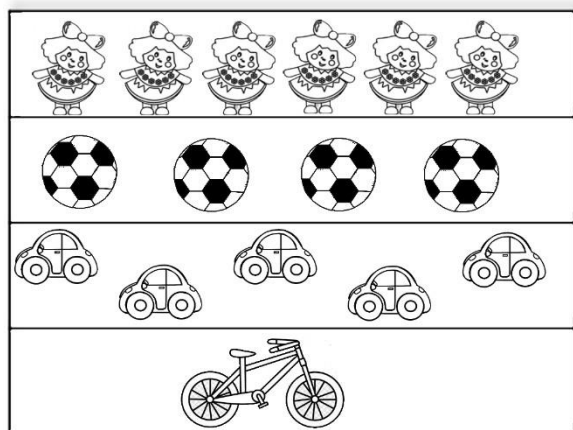
1- COMPLETE COM ● OU NÚMEROS DE ACORDO COM A QUANTIDADE.



2- FAÇA UM X NOS QUADROS QUE TÊM A MESMA QUANTIDADE DE ANIMAIS.







3- PINTE OS QUADRINHOS COM A QUANTIDADE DE BRINQUEDOS DE CADA PRATELEIRA. CADA QUADRINHO REPRESENTA UM BRINQUEDO.






4- DESENHE O CONJUNTO QUE VEM ANTES E DEPOIS.


ANTES		DEPOIS	ANTES		DEPOIS
					
					


5- ESCREVA O NÚMERO VIZINHO.

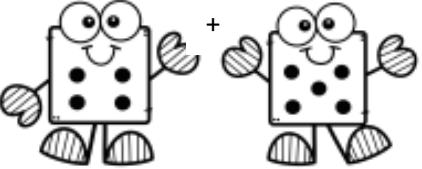
ANTES		DEPOIS	ANTES		DEPOIS
	4			1	
	6			9	





6- OBSERVE AS POLÍMIHAS, MONTE E RESOLVA AS ADIÇÕES.

a)  = ..... + ..... = .....



b)  = ..... + ..... = .....

c)  = ..... + ..... = .....

d)    
 + .....   




---

.....

e)    
 + .....   




---

.....

f)    
 + .....   


---

.....

g)    
 + .....   


---

.....

7- COMPLETE A SEQUÊNCIA NUMÉRICA.

1

4

5

	8	9		11	
	14				18
	20	21		23	
25		27		29	

